


FIG 1ACU CURVA 90° M-H	Ø
	10
	12
	14
	15
	16
	18
	22
	28
	35
	42
	54


FIG 2ACU CURVA 90° H-H	Ø
	10
	12
	14
	15
	16
	18
	22
	28
	35
	42
	54


FIG 40CU CURVA 45° M-H	Ø
	10
	12
	14
	15
	16
	18
	22
	28
	35
	42
	54


FIG 41CU CURVA 45° H-H	Ø
	10
	12
	14
	15
	16
	18
	22
	28
	35
	42
	54

FIG 90CU CODO 90° H-H	Ø
	10
	12
	14
	15
	16
	18
	22
	28
	35
	42
	54


FIG 92CU CODO90° M-H	Ø
	10
	12
	14
	15
	16
	18
	22
	28
	35
	42
	54

FIG 130CU TE IGUAL H	Ø
	10
	12
	14
	15
	16
	18
	22
	28
	35
	42
	54

FIG 270CU MANGUITO H-H	Ø
	10
	12
	14
	15
	16
	18
	22
	28
	35
	42
	54

FIG 300CU TAPÓN HEMBRA	Ø
	10
	12
	14
	15
	16
	18
	22
	28
	35
	42
	54

FIG 85CU PUENTE SALVATUBOS H-H	Ø
	12
	14
	15
	16
	18
	22

FIG 86CU PUENTE SALVATUBOS M-H	Ø
	12
	14
	15
	16
	18
	22


FIG 240CU REDUCCIÓN H-H	Ø	Ø
	12-10	22-14
	14-10	22-15
	14-12	22-18
	15-10	28-15
	15-12	28-18
	15-14	28-22
	16-10	35-18
	16-12	35-22
	16-14	35-28
	16-15	42-28
	18-12	42-35
	18-14	54-42
	18-15	
	18-16	
	22-12	



FIG 243CU REDUCCIÓN M-H	Ø	Ø
	12-10	28-15
	14-12	28-16
	15-12	28-18
	15-14	28-22
	16-14	35-15
	18-12	35-18
	18-14	35-22
	18-15	35-28
	18-16	42-18
	22-12	42-22
	22-14	42-28
	22-15	42-35
	22-16	54-28
	22-18	54-35
	28-12	54-42

FIG 130CUR TE REDUCIDA H	Ø	Ø
	12-10-10	22-18-22
	12-10-12	22-22-15
	12-12-10	22-22-16
	12-15-12	22-22-18
	14-12-12	22-28-22
	14-12-14	28-12-28
	15-12-12	28-15-28
	15-12-15	28-16-28
	15-15-12	28-18-28
	15-18-15	28-18-22
	16-12-16	28-18-28
	16-14-16	28-22-22
	18-12-12	28-22-28
	18-12-15	28-28-18
	18-12-18	28-28-22
	18-14-18	28-35-28
	18-15-12	35-15-35
	18-15-15	35-18-35
	18-15-18	35-22-35
	18-16-16	35-28-28
	15-16-18	35-28-35
	18-18-15	42-22-42
	18-22-18	42-28-42
	22-12-22	42-35-42
	22-14-22	54-22-54
	22-15-15	54-28-54
	22-15-18	54-35-54
	22-15-22	54-42-54
22-18-15		
22-18-18		